

# NEUROWERK®

diagnostic devices made in germany

NEUROWERK®  
diagnostic devices made in germany

## SINGLE FIBER EMG

EXTEND YOUR NEUROWERK EMG WITH AN  
IMPROVED SINGLE FIBER EMG ANALYSIS

The professional solution for the ambitious neurologist for an easy and fast Jitter measurement. We revised the Single Fiber EMG examination fundamentally in our latest software version and added useful new functions. These include for example the depiction of muscle potential pairs as a Single Fiber graph and the possibility of optical superimposition of all pairs for Jitter visualization.

Whether Single Fiber EMG with special electrodes or Single Fiber UNBLANKETING with conventional concentric needle electrodes, our NEUROWERK EMG systems are perfectly equipped for both recording methods.

## NEUROWERK EMG | EXTENSIONS

Distribuído por:




**neuroevolution**  
sistemas médicos

[www.neuroevolution.pt](http://www.neuroevolution.pt)

manufactured by  
**SIGMA Medizin-Technik GmbH**

Business Park Am Gruendel 2 Tel.: +49 (0) 37297 – 825 – 0 [www.neurowerk.de](http://www.neurowerk.de)  
D-09423 Gelsenau – Germany Fax: +49 (0) 37297 – 825 – 23 [info@neurowerk.de](mailto:info@neurowerk.de)



# SINGLE FIBER EMG

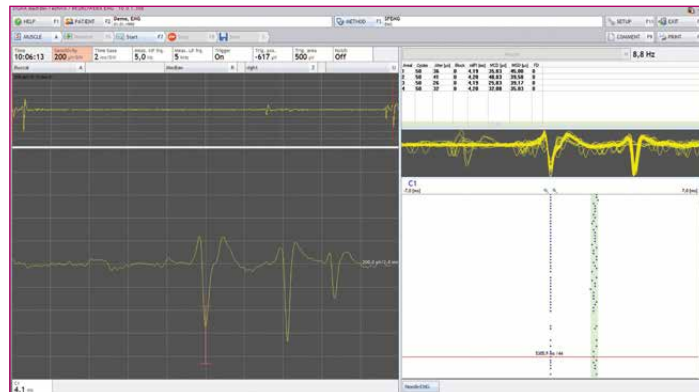
With the additional module for the NEUROWERK EMG you are well-prepared for the routine Single Fiber EMG examination.

## IMPORTANT FEATURES:

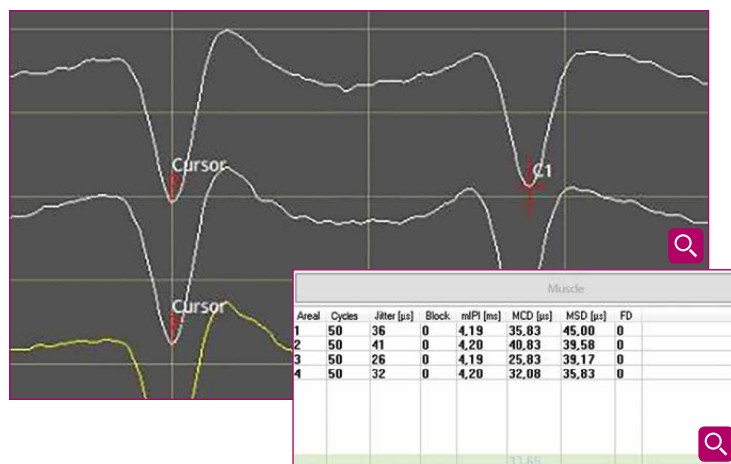
- » Recording of any number of potential series for different muscles
- » Amplitude trigger for detection of leading potentials and automatic identification of following potentials
- » Calculation of important measurement results like Jitter, MCD, MSD, mIPI and Blocks
- » Input option for fiber density
- » Variable recording times depending on time base chosen
- » Online adjustment of filter settings for ideal signal display
- » Online adjustment of frequency for muscle innervation control

## SYSTEM REQUIREMENTS:

- » The Single Fiber EMG module is compatible with all previous NEUROWERK EMG systems
- » Software version V10.0.1.308 or newer
- » The given NEUROWERK Software may be used with Windows 7 and Windows 10



Clear display of all contents during examination and evaluation.



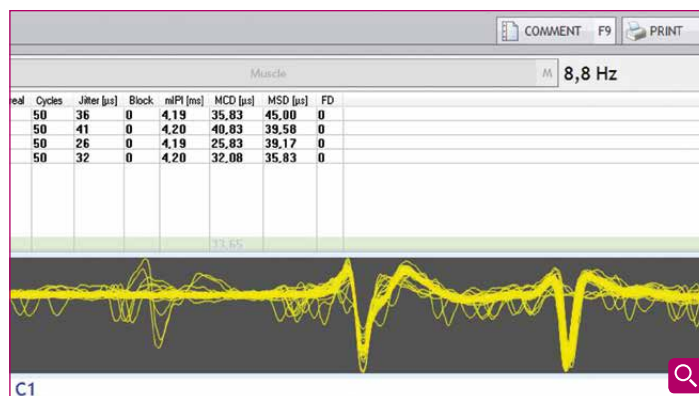
Left: Clear curve display for fast interpretation of measurement results.

Right: Clear result table with all important recording results.



Left: Triggering of leading potentials using the amplitude trigger.

Right: Single Fiber graph for visualization of potential pairs and Jitter.



Superimposition for Jitter visualization.

## NEUROWERK EMG | EXTENSIONS

Distribuído por:



**neuroevolution**  
sistemas médicos

[www.neuroevolution.pt](http://www.neuroevolution.pt)



manufactured by  
**SIGMA Medizin-Technik GmbH**

Business Park Am Gruendel 2 Tel.: +49 (0) 37297 – 825 – 0 [www.neurowerk.de](http://www.neurowerk.de)  
D-09423 Gelenau – Germany Fax: +49 (0) 37297 – 825 – 23 [info@neurowerk.de](mailto:info@neurowerk.de)