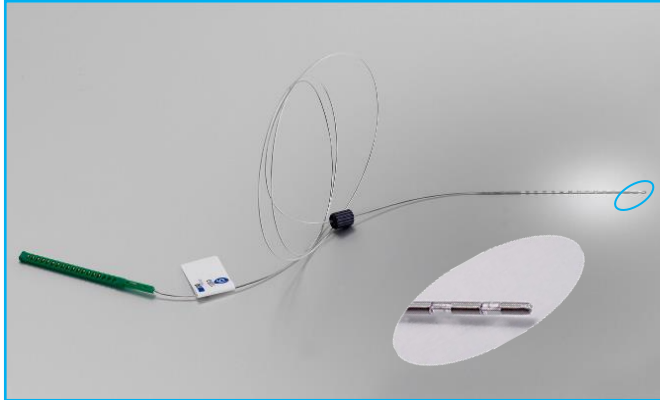
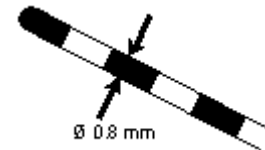


# MICRODEEP® DEPTH ELECTRODES

FOR **SEEG** EXPLORATION, FUNCTIONAL MAPPING AND **THERMOCOAGULATION** OF EPILEPTIC FOCI



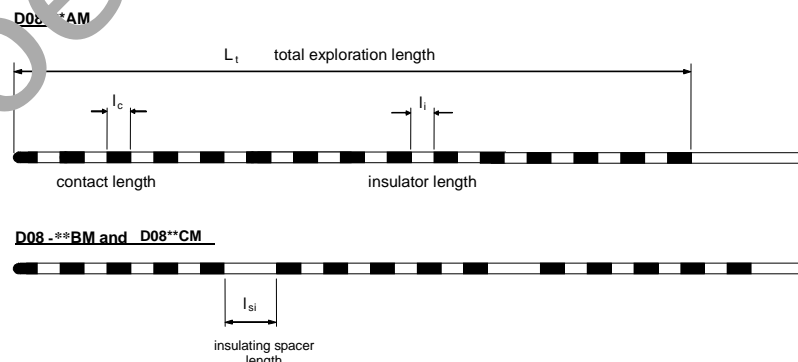
- ◆ Diameter 0.8 mm
- ◆ Implantation procedure and accessories validated for over 30 years (more than 30'000 implanted electrodes)
- ◆ Platinum/iridium
- ◆ Adapted to thermocoagulation for the treatment of epilepsy after an SEEG procedure
- ◆ MR Conditional
- ◆ Single-use sterilised item



Class III, CE mark issued by the notified body LNE/G-MED 0459

Microdeep® is a multicontact semi rigid depth electrode, with a diameter of 0.8 mm and a hemispherical tip. The implanted part is perfectly smooth without any roughness between contacts.

References	Nr of contacts	Dimensions (mm)			
		$L_t$	$I_c$	$I_i$	$I_{si}$
<b>D08-05AM</b>	5	16	2	1.5	-
<b>D08-08AM</b>	8	26.5	2	1.5	-
<b>D08-10AM</b>	10	33.5	2	1.5	-
<b>D08-12AM</b>	12	40.5	2	1.5	-
<b>D08-15AM</b>	15	51	2	1.5	-
D08-15BM	15 (3x5)	62	2	1.5	7
D08-15CM	15 (3x5)	70	2	1.5	11
<b>D08-18AM</b>	18	81.5	2	1.5	-
D08-18CM	18 (3x6)	80.5	2	1.5	11



Bold character references correspond to most current models available in stock.

- ◆ Total length : 90 cm
- ◆ Specific stereotactic accessories provide an accurate Microdeep® electrode positioning
- ◆ A cap allowing depth marking, waterproofness, and fastening, is integrated on the electrode
- ◆ Connection with green extension cables **PCP-18\*\*** and adapters **ADP\*\***, or connection cables **CBL\*\***

**Read carefully the information in the instruction for use manual and on the labeling**